


# Maskenball der Käfer

- ⒸⒹ Ⓐ The Ladybug's Costume Party
- Ⓕ Au bal masqué des coccinelles
- Ⓖ Gemaskerd bal voor de lieveheersbeestjes
- Ⓘ Il ballo in maschera delle coccinelle
- Ⓔ El baile de disfraces de las mariquitas
- Ⓟ Baile de máscaras das joaninhas
- ⓶ おしゃれパーティー

Selecta






Selecta Spielzeug AG  
Postfach 47 · D-83531 Edling  
Telefon: (0 80 71) 1006-0  
Telefax: (0 80 71) 1006-40  
[www.selecta-spielzeug.de](http://www.selecta-spielzeug.de)

# The Ladybug's Costume Party

Quickly change into your costume and it's off to the costume party.

Cooperation game with “magical” magnetic powers for 2 or more “ladybugs”, from 4 years.

- Game type:** Family game  
**Players:** 2 or more players, from 4 years  
**Contents:** 1 cardboard game board with removable arrow, 8 red magnetic ladybugs (4 pairs of ladybugs), 7 yellow ants, 56 wooden cylinder “spots” for the ladybugs in 8 different colours (2 spare “spots” in each colour), 1 cardboard “fully-laid table”, instructions  
**Author:** Peter-Paul Joopen  
**Illustrations:** Barbara Kinzebach



## The Story

The ladybugs are in the middle of organizing their annual costume party and have decided that their “costumes” will be multi-coloured spots. Since each ladybug has a different colour, they start swapping spots with each other. But, they can only swap when the other ladybug is attracted to the colour offered and that doesn't always happen. They can't afford to waste too much time being choosy though because the ants have got wind of the coming party and are already on their way. They will eat all the delicious food if they get there first.

What a nuisance! Hopefully the ladybugs will succeed before the greedy ants arrive.

## Preparations for the game

The game board is placed in the middle of the table with the **arrow** in the start position. The coloured “spots” (wooden cylinders) should be placed in the ladybugs’ backs so that each has **five spots of one colour**. The ladybugs must then be placed on the outer ring of the **flower petal** to match their colour. They should sit facing the middle of the flower and the ants should be placed within reach.

## The aim of the game


The ladybugs will only be ready to go to the party when **each** of them has **five different coloured spots**. They need help swapping their spots in order to reach the party before the ants.

## How to play

The youngest player starts by spinning the arrow in the middle of the flower on the game board. If the arrow points to a **flower petal**, the player may move the ladybug sitting on this petal to sit **face to face** with any other ladybug on any other petal on the board.


If this ladybug **turns away** (built in magnets will decide) it means that it doesn't like the other ladybug's colours

and **doesn't want to swap spots**. What a shame!



If this happens, the travelling ladybug must go back home to its petal and the next player starts his turn by spinning the arrow.

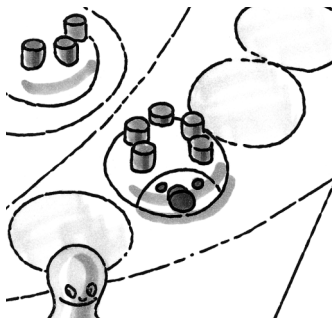
If the ladybugs **don't turn away** from each other, it means that they do like each other's colours and they can **swap spots**.



Please note that only the spots from the ladybug's “home” petals are to be swapped. In other words, you can only swap the spots that you have more than one of.

Following a successful exchange, the ladybug can fly from one petal to another collecting spots until such time as the resident ladybug turns away or that it finishes collecting its five different coloured spots to complete its costume. In this

case it can go straight to the party and can be placed on the next available party space starting from the right. The next player can now begin his turn.



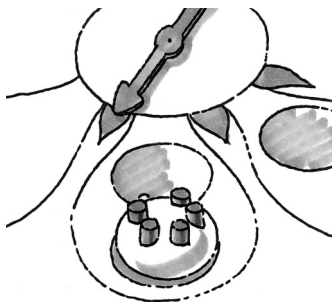
If the travelling ladybug meets another who doesn't want to swap spots then the player's turn is over and the ladybug must **return to its own petal** in the outer circle. All the ladybugs must be turned to face the middle again. The game continues with the next player in a clockwise direction.

If the travelling ladybug manages to help **others to finish collecting their five different coloured spots**, then they may also continue on to the party and be placed on the spaces at the bottom of the board. Then the travelling ladybug can continue his "flight".

**For example**, the arrow points to the red petal. The ladybug with the red spots decides to swap spots with the ladybug

on the yellow petal. If they don't turn away from each other, (i.e. their magnets attract so that they face each other), the red ladybug can take a yellow spot and the yellow ladybug can take a red spot. The ladybug with the red spots may then fly to the next ladybug (petal) of his choice to try to swap spots.

The petals remain empty once the ladybug's costume is completed, and it has taken his place at the bottom of the board.



If the arrow stops **between two petals**, the ladybug must take a break and the player must miss a turn. Meanwhile, one of the ants can get on his way to the party. The ants have to go some distance to get to the party and they can do this in two steps. The first step takes them to the daisy and when the arrow next stops between petals, they take the second step to their place at the party. The ants' places should be filled from top to bottom.

If the arrow stops on an **empty petal**, the player can choose any ladybug they like and can continue as above.

Please note that you cannot move a ladybug to a coloured petal that you already have.

## End of the game

As soon as **one of the groups is complete**, i.e. when everyone is ready to go to the party, the game is over. If all the ladybugs are sitting in their row on the board, they have managed to be the first to attend. If the ant row is full, then the ants have managed to get there in time to begin the feast first.

## Note

It is essential to stick to the rules when swapping spots otherwise there will be two ladybirds left at the end of the game who don't want to swap (i.e. their magnets will not attract). The ants will then automatically be the winners.

And now, have fun at the costume party!